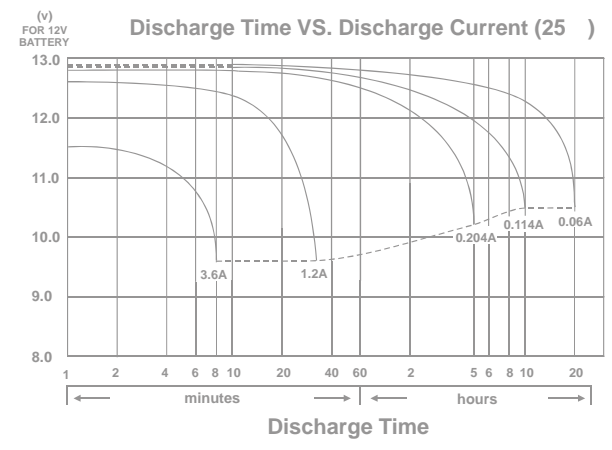
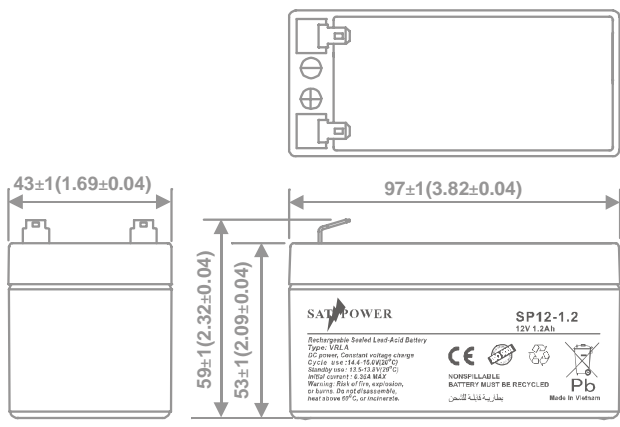
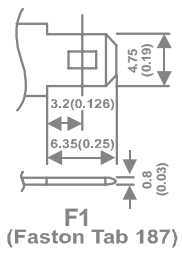




Dimensions mm(inch)



SP12-1.2

Specifications

Nominal Voltage(V)	12V
Nominal Capacity	
20 hour rate (0.06A to 10.50V)	1.2Ah
10 hour rate (0.114A to 10.50V)	1.14Ah
5 hour rate (0.204A to 10.20V)	1.02Ah
1 C (1.2A to 9.60V)	0.68Ah
3 C (3.6A to 9.60V)	0.48Ah
Weight	Approx. 575g(1.27Lbs.)
Internal Resistance (at 1KHz)	Approx. 75.4 mΩ

Maximum Discharge Current for 5 seconds:	18A
---	------------

Charging Methods at 25 °C (77 °F)

Cycle use:	
Charging Voltage	14.4 to 15.0V
Coefficient -5.0mv/°C /cell	
Maximum Charging Current :	0.36A
Standby use:	
Float Charging Voltage	13.5 to 13.8V
Coefficient -3.0mv/°C /cell	

Operating Temperature Range

Charge	-15 (5 °F) to 40 (104 °F)
Discharge	-15 (5 °F) to 50 (122 °F)
Storage	-15 (5 °F) to 40 (104 °F)

Charge Retention (shelf life) at 20 °C (68 °F)

1 month	92%
3 month	90%
6 month	80%

Case Material	ABS (UL94 HB)
----------------------	----------------------

Terminal	F1 (Faston Tab 187)
-----------------	----------------------------

Applications

- UPS System
- Alarm Systems & Security equipment
- Telephone & telecom equipment
- Emergency lighting
- Fire & gas detection devices
- Portable measuring instruments
- Medical equipment
- Portable video cameras & television
- Solar systems
- Power tools

- PERFORMANCE DATA

Discharge Rates in Amperes to Various End Voltages at 25 (77)

Time	End Voltage	1.85V	1.8V	1.75V	1.70V	1.67V	1.65V	1.60V
5	min	3.49	4.11	4.57	4.94	5.09	5.26	5.51
10	min	2.12	2.43	2.63	2.81	2.88	2.96	3.11
15	min	1.71	1.95	2.09	2.20	2.24	2.29	2.35
30	min	0.931	1.06	1.17	1.24	1.26	1.29	1.32
60	min	0.680	0.716	0.735	0.759	0.765	0.772	0.779
120	min	0.392	0.415	0.429	0.440	0.444	0.449	0.456
180	min	0.272	0.291	0.302	0.311	0.314	0.318	0.324
240	min	0.223	0.238	0.247	0.254	0.257	0.260	0.264
300	min	0.207	0.219	0.226	0.231	0.233	0.236	0.238
600	min	0.112	0.117	0.121	0.124	0.125	0.126	0.127
1200	min	0.0615	0.0624	0.0631	0.0637	0.0639	0.0642	0.0646

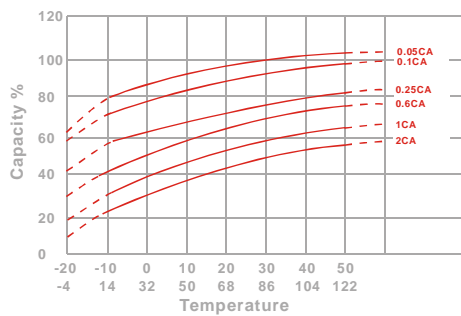
Discharge Rates in Watts to Various End Voltages at 25 (77)

Time	End Voltage	1.85V	1.8V	1.75V	1.70V	1.67V	1.65V	1.60V
5	min	43.1	46.9	49.6	51.9	52.8	53.9	55.7
10	min	27.7	30.0	31.8	33.1	33.5	34.0	34.6
15	min	21.9	23.2	24.3	25.2	25.5	25.9	26.3
30	min	12.9	13.5	13.9	14.2	14.3	14.5	14.7
60	min	7.91	8.35	8.59	8.80	8.88	8.98	9.10
120	min	4.48	4.85	5.08	5.25	5.32	5.40	5.49
180	min	3.20	3.44	3.61	3.74	3.80	3.87	3.94
240	min	2.61	2.82	2.97	3.08	3.12	3.17	3.22
300	min	2.52	2.65	2.74	2.81	2.83	2.86	2.89
600	min	1.32	1.40	1.46	1.50	1.51	1.53	1.55
1200	min	0.738	0.757	0.771	0.780	0.783	0.787	0.792

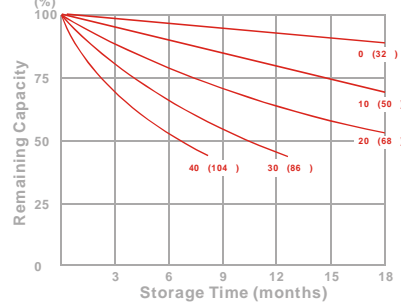
All data on the spec. sheet is an average value:

The tolerance range : X<6min(+15%~-15%), 6min X<10min(+12%~-12%),10min X < 60min(+8%~-8%), X 60min(+5%~-5%)

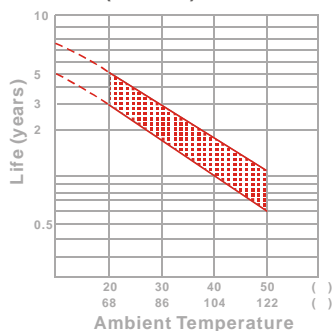
Effect of Temperature on Capacity 25 (77)



Capacity Retention Characteristic



Trickle (or float) Service Life



Cycle Service Life

