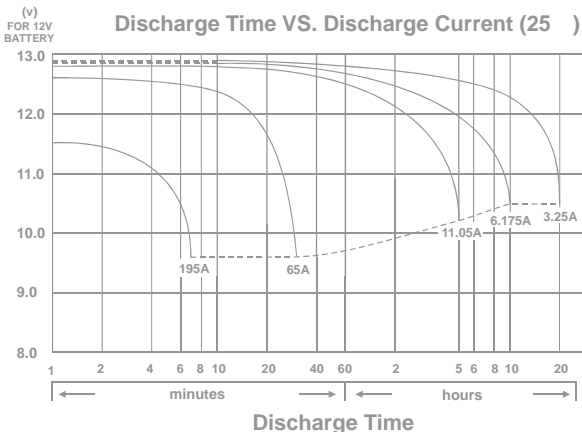
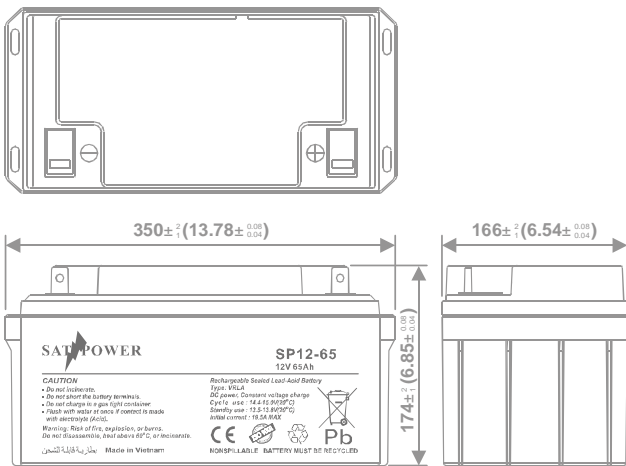
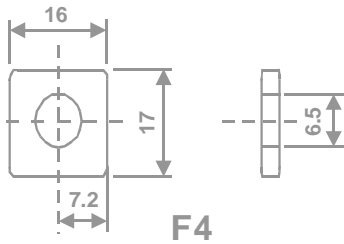




Dimensions mm(inch)



SP12-65

Specifications

Nominal Voltage(V) 12V

Nominal Capacity

20 hour rate	(3.25A	to	10.50V)	65Ah
10 hour rate	(6.175A	to	10.50V)	61.75Ah
5 hour rate	(11.05A	to	10.20V)	55.25Ah
1 C	(65A	to	9.60V)	34.67Ah
3 C	(195A	to	9.60V)	22.75Ah

Weight Approx. 21.6kg(47.52Lbs.)

Internal Resistance (at 1KHz) Approx. 7 mΩ

Maximum Discharge Current for 5 seconds: 780A

Charging Methods at 25 °C (77 °F)

Cycle use:	
Charging Voltage	14.4 to 15.0V
Coefficient -5.0mv/°C /cell	
Maximum Charging Current :	19.5A
Standby use:	
Float Charging Voltage	13.5 to 13.8V
Coefficient -3.0mv/°C /cell	

Operating Temperature Range

Charge	-15 (5 °C)	to	40 (104 °F)
Discharge	-15 (5 °C)	to	50 (122 °F)
Storage	-15 (5 °C)	to	40 (104 °F)

Charge Retention (shelf life) at 20 °C (68 °F)

1 month	98%
3 month	94%
6 month	85%

Case Material ABS
(UL94 HB)

Terminal F4

Applications

- UPS System
- Alarm Systems & Security equipment
- Telephone & telecom equipment
- Emergency lighting
- Fire & gas detection devices
- Portable measuring instruments
- Medical equipment
- Portable video cameras & television
- Solar systems
- Power tools

- PERFORMANCE DATA

Discharge Rates in Amperes to Various End Voltages at 25 (77)

Time	End Voltage	1.85V	1.8V	1.75V	1.70V	1.67V	1.65V	1.60V
5	min	153	198	226	252	259	267	279
10	min	95.5	119	138	154	159	166	175
15	min	80.2	95.6	103	111	114	118	123
30	min	50.6	56.0	60.0	65.7	67.1	69.2	71.4
60	min	33.8	38.7	41.1	42.5	43	43.6	44.3
120	min	19.7	22.5	24.4	25.6	26	26.5	27.2
180	min	15.0	16.1	17.3	18.2	18.5	18.9	19.4
240	min	12.9	13.6	14.0	14.3	14.4	14.6	14.8
300	min	11.3	11.6	11.8	12.0	12.1	12.2	12.3
600	min	6.34	6.49	6.61	6.70	6.73	6.77	6.82
1200	min	3.42	3.47	3.54	3.59	3.61	3.63	3.66

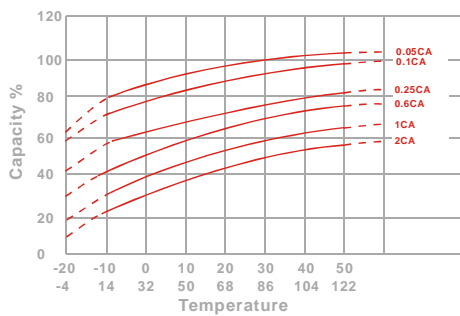
Discharge Rates in Watts to Various End Voltages at 25 (77)

Time	End Voltage	1.85V	1.8V	1.75V	1.70V	1.67V	1.65V	1.60V
5	min	1598	1911	2073	2233	2291	2360	2479
10	min	1174	1327	1433	1524	1563	1605	1673
15	min	865	1010	1088	1155	1181	1210	1256
30	min	579	652	694	730	745	761	780
60	min	472	489	496	501	504	508	513
120	min	287	298	305	310	313	316	319
180	min	199	210	217	221	223	225	228
240	min	162	168	173	177	178	180	182
300	min	139	142	144	146	147	148	149
600	min	78.0	79.7	80.9	81.8	82.1	82.4	82.9
1200	min	42.2	42.9	43.5	44.0	44.2	44.5	44.8

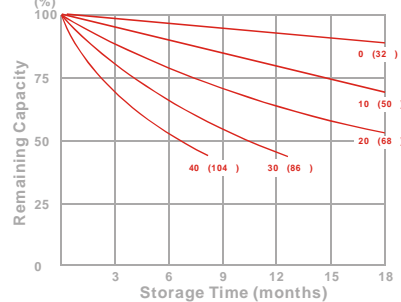
All data on the spec. sheet is an average value:

The tolerance range : X<6min(+15%~-15%), 6min X<10min(+12%~-12%),10min X<60min(+8%~-8%), X 60min(+5%~-5%)

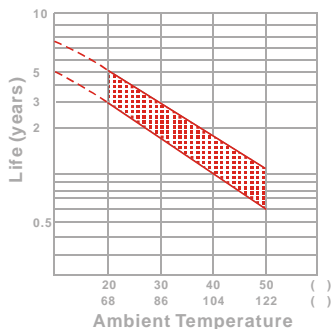
Effect of Temperature on Capacity 25 (77)



Capacity Retention Characteristic



Trickle (or float) Service Life



Cycle Service Life

