



SP12-75

Specifications

Nominal Voltage(V) **12V**

Nominal Capacity

10 hour rate	(7.5A to 10.80V)	75Ah
5 hour rate	(12.75A to 10.20V)	63.75Ah
1 hour rate	(45A to 9.60V)	45Ah
1 C	(75A to 9.60V)	47.5Ah

Weight **Approx. 24.2kg(53.24Lbs.)**

Internal Resistance (at 1KHz) **Approx. 5 mΩ**

Maximum Discharge Current for

5 seconds: **900A**

Charging Methods at 25 (77)

Cycle use:

Charging Voltage **14.4 to 15.0V**

Coefficient -5.0mv/ /cell

Maximum Charging Current : **22.5A**

Standby use:

Float Charging Voltage **13.5 to 13.8V**

Coefficient -3.0mv/ /cell

Design Life **12 years**

Operating Temperature Range

Charge **-15 (5) to 40 (104)**

Discharge **-15 (5) to 50 (122)**

Storage **-15 (5) to 40 (104)**

Charge Retention (shelf life) at 20 (68)

1 month **98%**

3 month **94%**

6 month **85%**

Case Material

**ABS
(UL94 HB)**

Terminal

F8

Description of torque value of hard ware for the terminals:

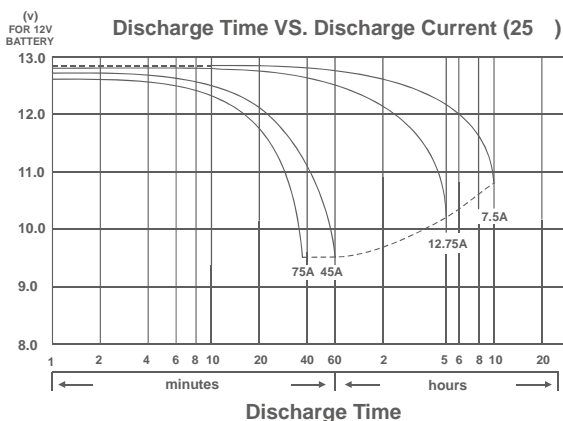
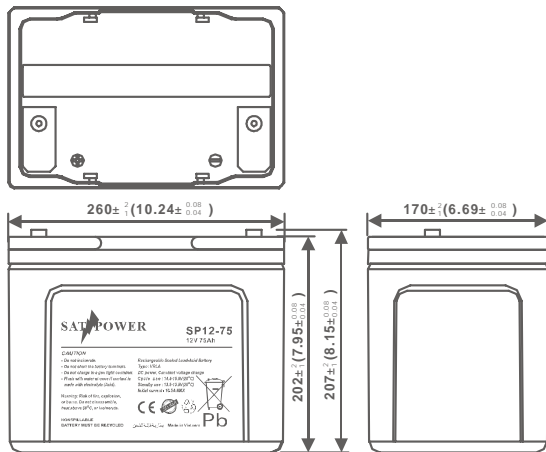
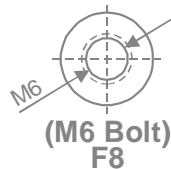
Recommended torque value **M6: 5.39 N-m (55kg-cm)**

Maximum allowable torque value **M6: 8.82 N-m (90kg-cm)**

Applications

- UPS System
- Alarm Systems & Security equipment
- Telephone & telecom equipment
- Emergency lighting
- Fire & gas detection devices
- Portable measuring instruments
- Medical equipment
- Portable video cameras & television
- Solar systems
- Power tools

Dimensions mm(inch)



- PERFORMANCE DATA

Discharge Rates in Watts to Various End Voltages at 25 (77)

Time	End Voltage	1.85V	1.80V	1.75V	1.70V	1.67V	1.65V	1.60V
5	min	2440	2573	2948	3128	3221	3311	3402
10	min	1670	1761	2018	2141	2205	2267	2329
15	min	1068	1351	1438	1645	1678	1723	1763
30	min	833	892	928	953	961	973	991
60	min	485	512	527	539	543	548	554
120	min	283	299	308	316	319	322	326
180	min	204	215	221	226	228	230	233
240	min	167	173	178	182	183	185	187
300	min	149	152	154	156	157	158	159
600	min	90.1	91.1	91.9	92.7	93.0	93.3	93.8
1200	min	47.1	47.8	48.4	48.9	49.2	49.4	49.7

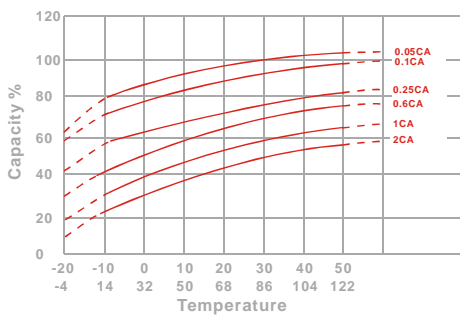
- Discharge Rates in Amperes to Various End Voltages at 25 (77)

Time	End Voltage	1.85V	1.80V	1.75V	1.70V	1.67V	1.65V	1.60V
5	min	178	214	245	272	281	292	304
10	min	112	143	167	186	192	199	207
15	min	90.5	109	124	138	141	145	150
30	min	63.2	72.6	79.4	84.5	85.6	87.2	89.0
60	min	38.6	41.5	43.3	44.8	45.3	45.9	46.7
120	min	20.2	22.4	23.9	25.0	25.4	25.8	26.3
180	min	15.8	17.4	18.4	19.3	19.6	20.0	20.4
240	min	12.9	13.9	14.7	15.3	15.6	15.9	16.2
300	min	11.8	12.6	13.1	13.4	13.6	13.8	14.1
600	min	7.53	7.62	7.69	7.74	7.76	7.81	7.85
1200	min	3.87	3.93	3.98	4.02	4.03	4.05	4.08

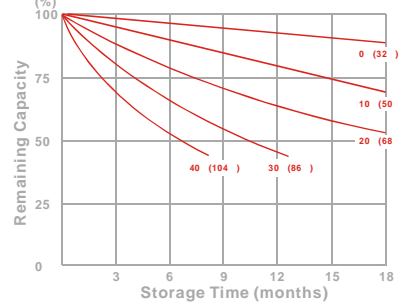
All data on the spec. sheet is an average value:

The tolerance range : X<6min(+15%~-15%), 6min X<10min(+12%~-12%),10min X < 60min(+8%~-8%), X 60min(+5%~-5%)

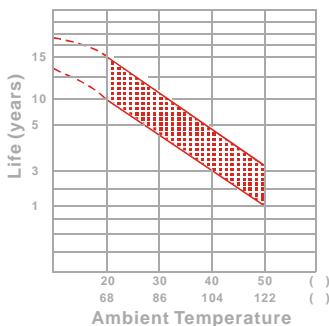
Effect of Temperature on Capacity 25 (77)



Capacity Retention Characteristic



Trickle (or float) Service Life



Cycle Service Life

