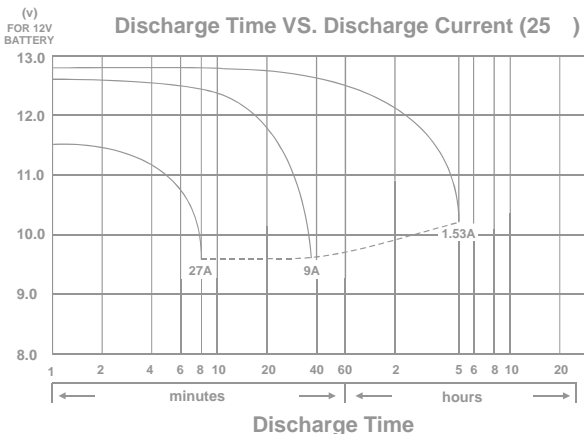
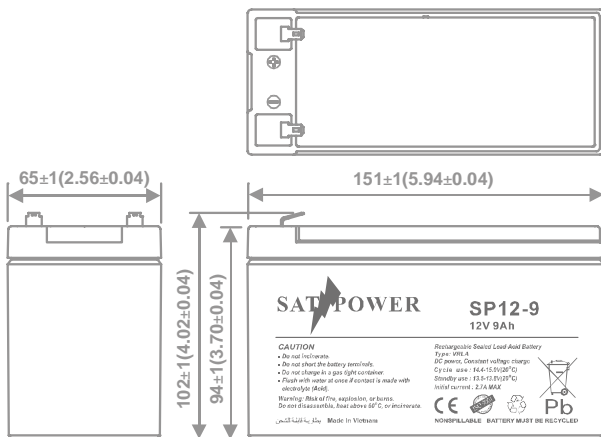
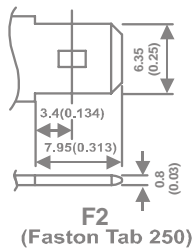




Dimensions mm(inch)



SP12-9

Specifications

Nominal Voltage(V) 12V

Nominal Capacity

15 min	(216W	to	9.60V)	54Wh
5 hour rate	(1.53A	to	10.20V)	7.65Ah
1 C	(9A	to	9.60V)	5.7Ah
3 C	(27A	to	9.60V)	3.6Ah

Weight Approx. 2.7kg(5.94Lbs.)

Internal Resistance (at 1KHz) Approx. 14 mΩ

Maximum Discharge Current for
5 seconds: 135A

Charging Methods at 25 °C (77 °F)

Cycle use:

Charging Voltage 14.4 to 15.0V

Coefficient -5.0mv/°C /cell

Maximum Charging Current : 2.7A

Standby use:

Float Charging Voltage 13.5 to 13.8V

Coefficient -3.0mv/°C /cell

Operating Temperature Range

Charge -15 (5 °C) to 40 (104 °F)

Discharge -15 (5 °C) to 50 (122 °F)

Storage -15 (5 °C) to 40 (104 °F)

Charge Retention (shelf life) at 20 °C (68 °F)

1 month 92%

3 month 90%

6 month 80%

Case Material ABS

(UL94 HB)

Terminal F2 (Faston Tab 250)

Applications

- UPS System
- Alarm Systems & Security equipment
- Telephone & telecom equipment
- Emergency lighting
- Fire & gas detection devices
- Portable measuring instruments
- Medical equipment
- Portable video cameras & television
- Solar systems
- Power tools

- PERFORMANCE DATA

Discharge Rates in Amperes to Various End Voltages at 25 (77)

Time	End Voltage	1.85V	1.8V	1.75V	1.70V	1.67V	1.65V	1.60V
5	min	30.4	32.6	35.0	36.7	37.4	38.5	40.3
10	min	19.1	20.4	21.9	22.9	23.4	24.1	25.2
15	min	14.3	14.9	15.8	16.5	16.8	17.3	18.0
30	min	8.09	8.45	8.93	9.35	9.54	9.77	10.2
60	min	5.17	5.29	5.37	5.45	5.48	5.52	5.57
120	min	2.63	2.72	2.78	2.84	2.86	2.89	2.93
180	min	2.12	2.18	2.23	2.27	2.29	2.31	2.34
240	min	1.69	1.74	1.77	1.80	1.81	1.82	1.83
300	min	1.46	1.51	1.53	1.55	1.56	1.57	1.58
600	min	0.827	0.841	0.855	0.866	0.871	0.877	0.884
1200	min	0.427	0.442	0.451	0.456	0.459	0.462	0.466

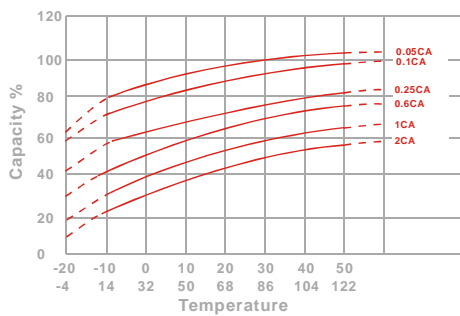
Discharge Rates in Watts to Various End Voltages at 25 (77)

Time	End Voltage	1.85V	1.8V	1.75V	1.70V	1.67V	1.65V	1.60V
5	min	342	361	388	407	419	427	448
10	min	219	234	252	264	271	277	290
15	min	181	187	194	200	204	208	216
30	min	94.7	97.3	102	106	107	108	114
60	min	59.8	62.4	64.2	65.8	66.7	67.6	68.8
120	min	32.4	33.4	34.1	34.9	35.2	35.4	35.7
180	min	25.2	26.1	26.9	27.7	28.0	28.5	29.1
240	min	20.4	21.2	21.8	22.4	22.7	23.1	23.5
300	min	17.3	17.9	18.3	18.6	18.7	18.9	19.1
600	min	9.73	10.1	10.3	10.5	10.6	10.7	10.8
1200	min	5.12	5.29	5.41	5.44	5.46	5.48	5.51

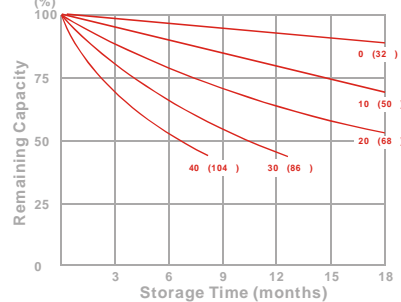
All data on the spec. sheet is an average value:

The tolerance range : X<6min(+15%~-15%), 6min X<10min(+12%~-12%),10min X < 60min(+8%~-8%), X 60min(+5%~-5%)

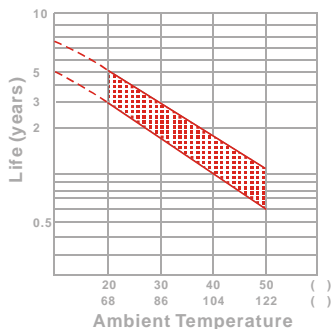
Effect of Temperature on Capacity 25 (77)



Capacity Retention Characteristic



Trickle (or float) Service Life



Cycle Service Life

