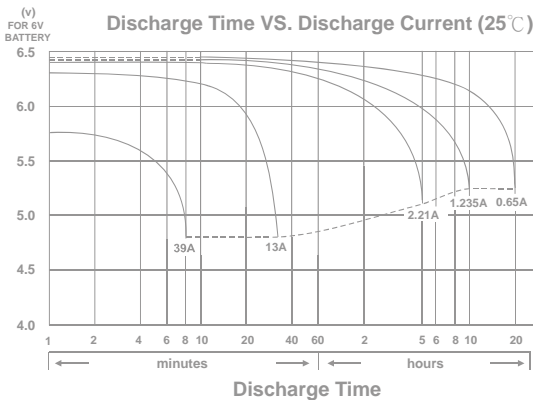
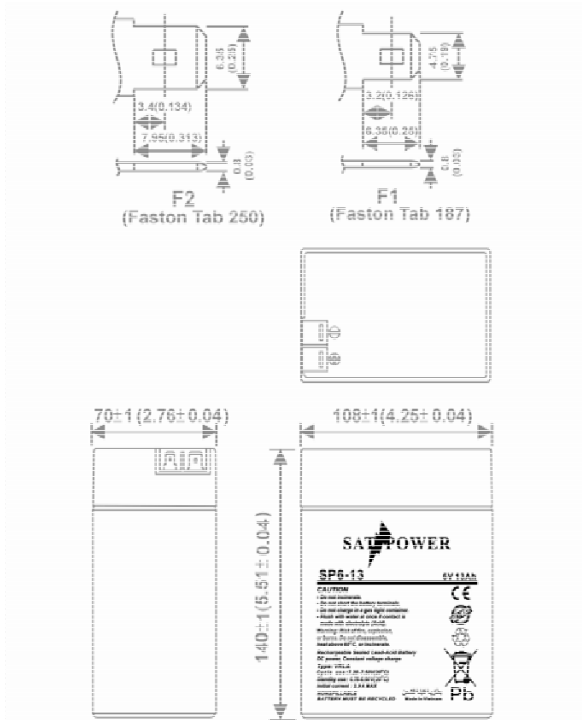




Dimensions mm(inch)



SP6-13

Specifications

Nominal Voltage(V) 6V

Nominal Capacity

20 hour rate	(0.65A	to	5.25V)	13Ah
10 hour rate	(1.235A	to	5.25V)	12.35Ah
5 hour rate	(2.21A	to	5.1V)	11.05Ah
1 C	(13A	to	4.8V)	7.367Ah
3 C	(39A	to	4.8V)	5.2Ah

Weight Approx. 2.24Kg(4.93Lbs.)

Internal Resistance (at 1KHz) Approx. 9 mΩ

Maximum Discharge Current for

5 seconds: 156A

Charging Methods at 25°C (77°F)

Cycle use:

Charging Voltage	7.20 to 7.50V
Coefficient -5.0mv/°C/cell	
Maximum Charging Current :	3.9A

Standby use:

Float Charging Voltage	6.75 to 6.90V
Coefficient -3.0mv/°C/cell	

Operating Temperature Range

Charge	-15°C(5°F)	to	40°C(104°F)
Discharge	-15°C(5°F)	to	50°C(122°F)
Storage	-15°C(5°F)	to	40°C(104°F)

Charge Retention (shelf life) at 20°C (68°F)

1 month	92%
3 month	90%
6 month	80%

Case Material ABS
(UL94 HB)

Terminal F1- F2+ (Faston Tab 187 and 250)

Applications

- UPS System
- Alarm Systems & Security equipment
- Telephone & telecom equipment
- Emergency lighting
- Fire & gas detection devices
- Portable measuring instruments
- Medical equipment
- Portable video cameras & television
- Solar systems
- Power tools

- PERFORMANCE DATA

Discharge Rates in Amperes to Various End Voltages at 25°C(77°F)

End Voltage		1.85V	1.80V	1.75V	1.70V	1.67V	1.65V	1.60V
Time								
5	min	219	244	262	281	289	298	314
10	min	155	170	178	186	188	193	198
15	min	125	133	138	143	144	147	151
30	min	67.8	73.6	78.2	82.3	83.2	84.0	85.3
60	min	50.8	52.6	54.0	55.1	55.6	56.1	56.7
120	min	26.2	27.6	28.4	29.2	29.4	29.8	30.2
180	min	17.9	19.0	19.6	20.2	20.3	20.6	20.8
240	min	15.1	15.7	16.1	16.5	16.7	16.8	17.0
300	min	12.8	13.2	13.6	13.9	14.0	14.2	14.5
600	min	7.30	7.62	7.78	7.92	7.98	8.06	8.17
1200	min	3.68	3.86	3.98	4.10	4.15	4.19	4.29

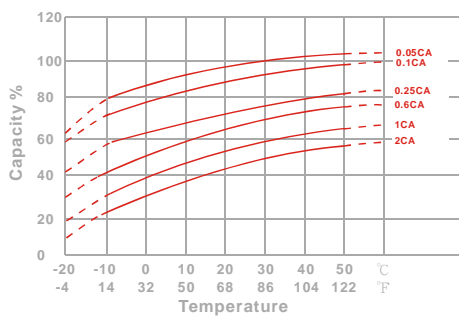
Discharge Rates in Watts to Various End Voltages at 25°C(77°F)

End Voltage		1.85V	1.80V	1.75V	1.70V	1.67V	1.65V	1.60V
Time								
5	min	40.2	44.7	48.1	51.5	53.0	54.6	57.7
10	min	27.8	30.3	31.8	33.2	33.7	34.5	35.3
15	min	21.9	23.3	24.2	25.1	25.4	25.7	26.5
30	min	12.3	13.1	13.7	14.1	14.1	14.4	14.6
60	min	8.87	9.07	9.20	9.32	9.37	9.44	9.53
120	min	4.55	4.71	4.83	4.92	4.96	5.00	5.05
180	min	3.10	3.30	3.38	3.45	3.48	3.51	3.55
240	min	2.57	2.62	2.67	2.72	2.75	2.79	2.83
300	min	2.13	2.19	2.25	2.31	2.33	2.37	2.41
600	min	1.25	1.27	1.30	1.32	1.33	1.34	1.35
1200	min	0.639	0.647	0.667	0.677	0.685	0.693	0.708

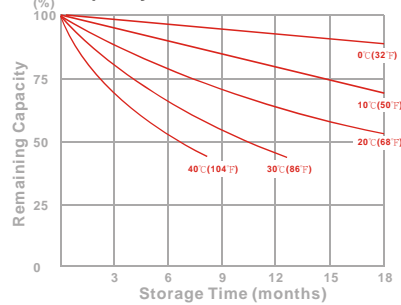
All data on the spec. sheet is an average value:

The tolerance range : $X < 6\text{min}$ (+15%~-15%), $6\text{min} \leq X < 10\text{min}$ (+12%~-12%), $10\text{min} \leq X < 60\text{min}$ (+8%~-8%), $X \geq 60\text{min}$ (+5%~-5%)

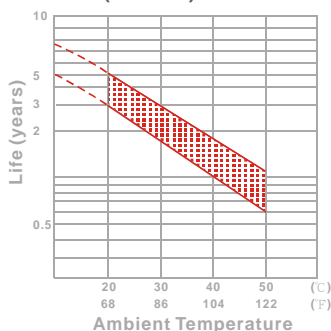
Effect of Temperature on Capacity 25°C(77°F)



Capacity Retention Characteristic



Trickle (or float) Service Life



Cycle Service Life

