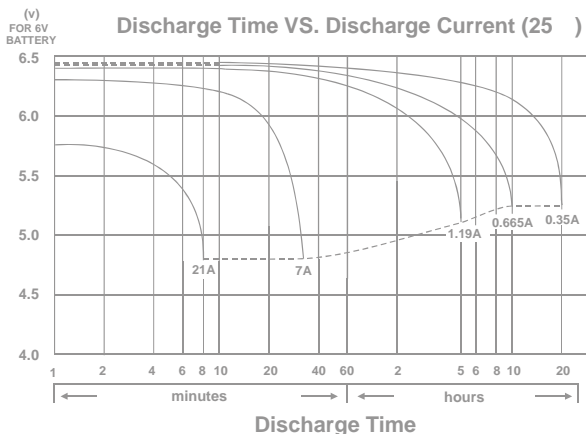
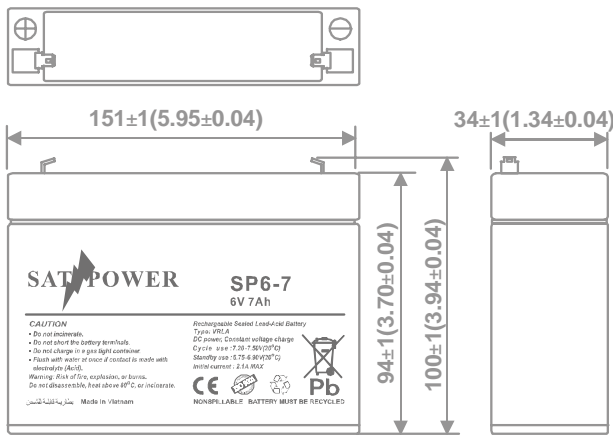
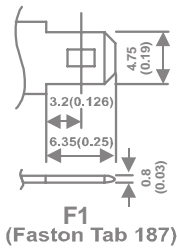




Dimensions mm(inch)



SP6-7

Specifications

Nominal Voltage(V) 6V

Nominal Capacity

20 hour rate	(0.35A	to	5.25V)	7Ah
10 hour rate	(0.665 A	to	5.25V)	6.65Ah
5 hour rate	(1.19A	to	5.1V)	5.95Ah
1 C	(7A	to	4.8V)	3.97Ah
3 C	(21A	to	4.8V)	2.8Ah

Weight Approx. 1.2kg(2.64Lbs.)

Internal Resistance (at 1KHz) Approx. 12 mΩ

Maximum Discharge Current for 5 seconds: 105A

Charging Methods at 25 (77 °C)

Cycle use:	
Charging Voltage	7.20 to 7.50V
Coefficient -5.0mv/ °C/cell	
Maximum Charging Current :	2.1A
Standby use:	
Float Charging Voltage	6.75 to 6.90V
Coefficient -3.0mv/ °C/cell	

Operating Temperature Range

Charge	-15 (5 °C)	to	40 (104 °C)
Discharge	-15 (5 °C)	to	50 (122 °C)
Storage	-15 (5 °C)	to	40 (104 °C)

Charge Retention (shelf life) at 20 (68 °C)

1 month	92%
3 month	90%
6 month	80%

Case Material ABS
(UL94 HB)

Terminal F1 (Faston Tab 187)

Applications

- UPS System
- Alarm Systems & Security equipment
- Telephone & telecom equipment
- Emergency lighting
- Fire & gas detection devices
- Portable measuring instruments
- Medical equipment
- Portable video cameras & television
- Solar systems
- Power tools

- PERFORMANCE DATA

Discharge Rates in Amperes to Various End Voltages at 25 (77)

End Voltage		1.85V	1.8V	1.75V	1.70V	1.65V	1.60V
Time							
5	min	28.8	30.2	32.4	33.1	34.0	35.2
10	min	16.2	17.0	18.2	18.6	19.1	19.8
15	min	12.5	13.1	13.6	13.9	14.1	14.5
30	min	6.56	6.88	7.14	7.30	7.40	7.61
60	min	3.90	4.08	4.31	4.37	4.42	4.48
120	min	2.05	2.14	2.26	2.29	2.32	2.35
180	min	1.63	1.70	1.79	1.82	1.84	1.87
240	min	1.30	1.36	1.44	1.46	1.47	1.49
300	min	1.11	1.16	1.22	1.24	1.25	1.27
600	min	0.65	0.68	0.72	0.73	0.74	0.75
1200	min	0.34	0.36	0.38	0.38	0.39	0.39

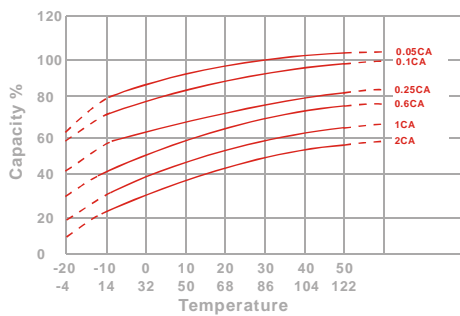
Discharge Rates in Watts to Various End Voltages at 25 (77)

End Voltage		1.85V	1.8V	1.75V	1.70V	1.65V	1.60V
Time							
5	min	161	169	181	185	190	197
10	min	82.5	92.0	99.0	102	105	108
15	min	70.0	72.0	74.5	76.5	78.5	80.5
30	min	44.5	45.1	45.5	45.8	46.3	46.9
60	min	23.5	24.0	24.5	24.8	25.0	25.4
120	min	15.4	15.6	16.1	16.3	16.4	16.7
180	min	9.8	10.2	10.8	11.0	11.1	11.3
240	min	7.50	7.73	8.11	8.27	8.38	8.64
300	min	6.27	6.50	6.90	7.06	7.12	7.28
600	min	3.64	3.81	4.02	4.07	4.13	4.18
1200	min	1.90	2.02	2.17	2.22	2.27	2.32

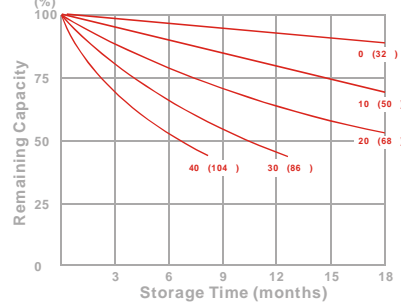
All data on the spec. sheet is an average value:

The tolerance range : X<6min(+15%~-15%), 6min X<10min(+12%~-12%),10min X < 60min(+8%~-8%), X 60min(+5%~-5%)

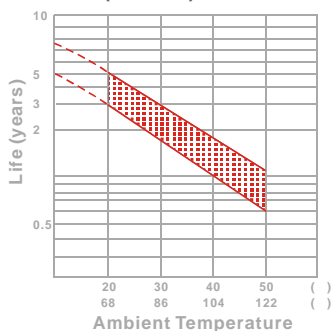
Effect of Temperature on Capacity 25 (77)



Capacity Retention Characteristic



Trickle (or float) Service Life



Cycle Service Life

