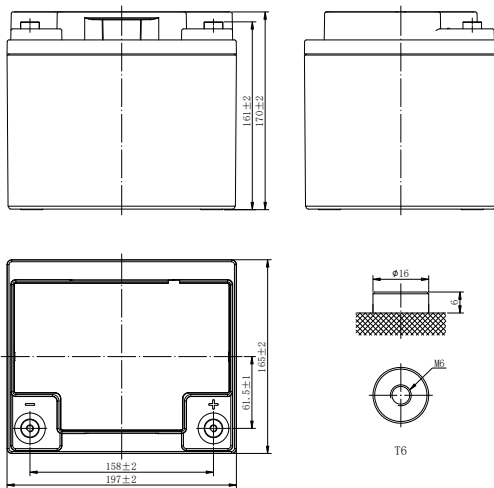


LP SERIES-GENERAL PURPOSE

LP12-40 (12V40Ah)



CHARACTERISTICS

Item	Specifications	
Rated Voltage	12V	
Nominal Capacity (25°C)	$C_{10}, 1.80V/cell$	40Ah
Dimension	Length	197mm (7.76inches)
	Width	165mm (6.50inches)
	Container Height	170mm (6.69inches)
	Total Height	170mm (6.69inches)
Approx Weight	13.7kg (30.2lbs)	
Terminal	T6(M6)	
Container Material	ABS (UL94 HB or V-0 optional)	
Short-circuit current	1000A	
Internal Resistance (25°C)	Approx 9 mΩ (Fully charged)	
Operating Temp. Range	Discharge	-15~50°C (5~122°F)
	Charge	-20~40°C (-4~104°F)
	Storage	-15~40°C (5~104°F)
Nominal Operating Temp. Range	25±3°C (77±5°F)	
Max. Charging Current (25°C)	0.3C	
Charge voltage (25°C)	Standby Use	Cycle Use
	2.25-2.30V/cell	2.35-2.40V/cell
Temp. Coefficient	-3mV/cell/°C	-5mV/cell/°C
	40°C (104°F)	103%
Effect of temp. to Capacity	25°C (77°F)	100%
	0°C (32°F)	86%
	≤3% per month at 25°C (77°F). LP series batteries may be stored up to 6 months at 25°C (77°F) and then a freshening charge is required. For higher temperatures the time interval will be shorter.	
Self Discharge		

DISCHARGE TABLE

Constant Current Discharge (Amperes) at 25°C (77°F)																
F.V/Time	5min	10min	15min	20min	30min	45min	1h	1.5h	2h	3h	4h	5h	6h	8h	10h	20h
1.85V/cell	83.2	59.2	51.3	40.3	36.1	26.4	22.3	16.2	13.6	9.99	7.84	6.80	5.99	4.61	3.82	2.03
1.80V/cell	94.6	67.2	58.1	45.6	39.3	28.0	23.1	16.7	14.1	10.8	8.36	7.15	6.44	4.85	4.00	2.10
1.75V/cell	102.8	72.8	62.9	49.2	40.1	29.0	24.3	17.6	14.8	11.1	8.52	7.28	6.49	4.88	4.04	2.12
1.70V/cell	109.9	77.7	66.9	52.2	40.9	29.5	24.8	18.0	15.1	11.3	8.67	7.40	6.52	4.95	4.08	2.14
1.67V/cell	113.7	80.1	68.8	53.6	41.5	30.0	25.1	18.2	15.3	11.4	8.80	7.55	6.55	5.02	4.13	2.17
1.60V/cell	117.8	82.9	70.9	55.0	42.1	30.4	25.5	18.5	15.5	11.5	8.91	7.66	6.60	5.09	4.18	2.19
Constant Power Discharge (Watts/cell) at 25°C (77°F)																
F.V/Time	5min	10min	15min	20min	30min	45min	1h	1.5h	2h	3h	4h	5h	6h	8h	10h	20h
1.85V/cell	155.4	111.3	97.1	76.7	70.3	50.7	44.1	32.0	27.0	19.9	15.7	13.7	11.8	9.33	7.75	4.12
1.80V/cell	173.9	124.5	108.7	85.8	75.9	53.4	45.4	33.0	27.8	21.5	16.7	14.3	12.7	9.79	8.10	4.26
1.75V/cell	185.6	132.9	116.0	91.6	76.9	55.0	47.4	34.5	29.1	21.9	16.9	14.5	12.7	9.82	8.17	4.30
1.70V/cell	195.1	139.7	121.9	96.3	77.8	55.7	48.1	35.0	29.6	22.2	17.2	14.7	12.8	10.0	8.25	4.34
1.67V/cell	198.3	142.0	123.9	97.9	78.3	56.2	48.6	35.4	29.9	22.3	17.4	15.0	12.8	10.1	8.34	4.39
1.60V/cell	201.0	144.0	125.6	99.3	78.7	56.5	48.9	35.6	30.1	22.4	17.5	15.1	12.9	10.2	8.42	4.43

LP SERIES-GENERAL PURPOSE

LP12-40 (12V40Ah)



APPLICATIONS

- All purpose
- Uninterruptable Power Supply (UPS)
- Electric Power System (EPS)
- Emergency backup power supply
- Alarm and security system
- Communication power supply
- DC power supply
- Auto control system

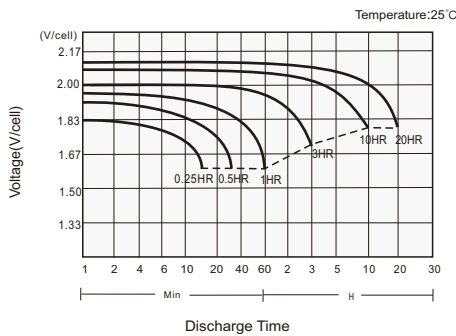
GENERAL FEATURES

- 10 years design life (25°C)
- Lead calcium alloy, sealed design, no watering required
- Puncture resistant micro-porous glass mat separators extend life
- Unique technology optimizes power capacity, cell consistency, and long-term reliability
- Designed for a wide range of applications

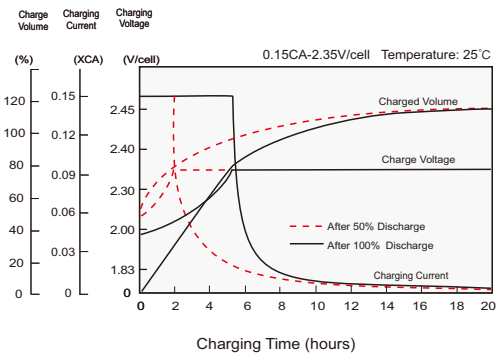
STANDARDS

- Compliance with IEC 60896 standards, EU Battery Directive
- UL, CE Approved
- Manufactured in Leoch@IATF 16949, ISO 45001, ISO 9001 and ISO 14001 certified production facilities

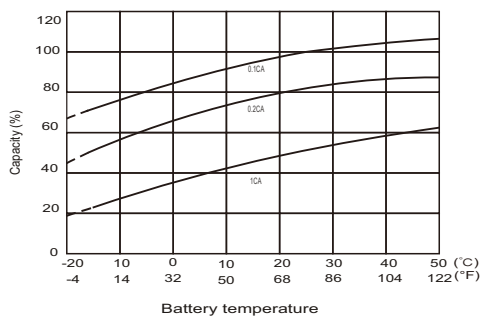
Discharge Characteristics



Charging Characteristics



Effects of Temperature on Capacity



Self Discharge Characteristics

